

# ZLLS400

---

## 40V SILICON HIGH CURRENT LOW LEAKAGE SCHOTTKY DIODE

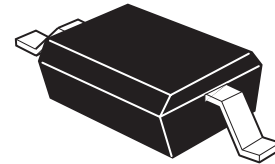
---

### SUMMARY

Schottky Diode  $V_R = 40V$ ;  $I_F = 0.52A$ ;  $I_R = 10\mu A$

### DESCRIPTION

This compact SOD323 packaged Schottky diode offers users an excellent performance combination comprising high current operation, extremely low leakage and low forward voltage ensuring suitability for applications requiring efficient operation at higher temperatures (above 85°C) see Operational efficiency chart on page 4.



SOD323

### key benefits:

- Performance capability equivalent to much larger packages
- Improved circuit efficiency and power levels
- PCB area savings

### FEATURES

- Low equivalent on resistance
- Extremely low leakage ( $10\mu A$  @30V)
- High current capability ( $I_F = 0.52A$ )
- Low VF, fast switching Schottky
- SOD323 package
- ZLLS400 complements low temperature equivalent ZHCS400
- Package thermally rated to 150°C

### APPLICATIONS

- DC - DC converters
- Cellular / mobile phones
- Charging circuits
- Motor control

Cathode



Anode

### ORDERING INFORMATION

DEVICE	REEL (inches)	TAPE WIDTH (mm)	QUANTITY PER REEL
ZLLS400TA	7	8mm embossed	3000 units
ZLLS400TC	13	8mm embossed	10,000 units

### DEVICE MARKING

40

Text for example only



TOP VIEW

# ZLLS400

## ABSOLUTE MAXIMUM RATINGS

PARAMETER	SYMBOL	VALUE	UNIT	
<b>Schottky diode</b>				
Continuous reverse voltage	$V_R$	40	V	
Forward current	$I_F$	0.52	A	
Peak repetitive forward current Rectangular pulse duty cycle	$I_{FPK}$	0.85	A	
Non repetitive forward current		$t \leq 100\mu s$	12	A
		$t \leq 10ms$	2.5	A
<b>Package</b>				
Power dissipation at $T_{amb}=25^\circ C$ Single die continuous	$P_D$	330	mW	
Single die measured at $t < 5$ secs		390	mW	
Storage temperature range	$T_{stg}$	-55 to +150	$^\circ C$	
Junction temperature	$T_j$	150	$^\circ C$	

## THERMAL RESISTANCE

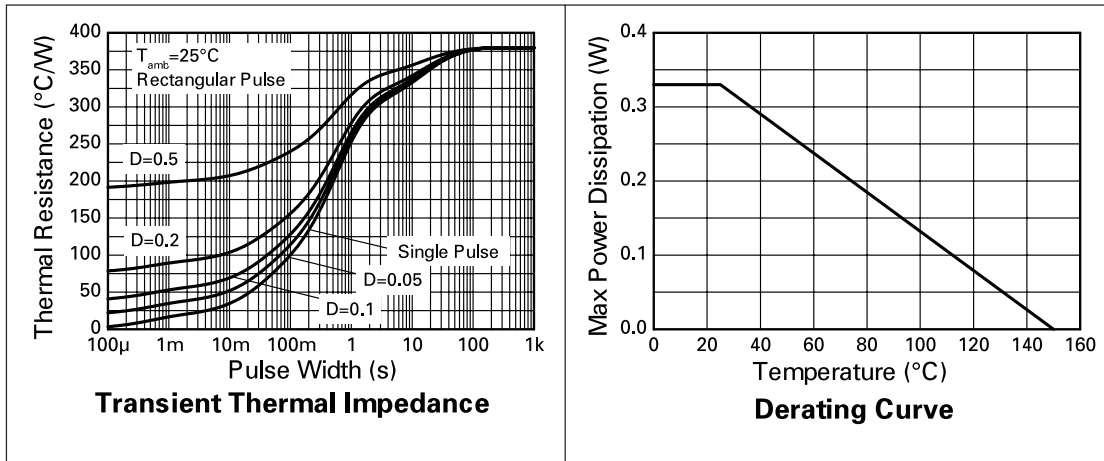
PARAMETER	SYMBOL	VALUE	UNIT
Junction to ambient <sup>(a)</sup>	$R_{\theta JA}$	379	$^\circ C/W$
Junction to ambient <sup>(b)</sup>	$R_{\theta JA}$	317	$^\circ C/W$

### Notes

- (a) For a device surface mounted on 25mm x 25mm FR4 PCB with high coverage of single sided 1oz copper, in still air conditions.
- (b) For a device surface mounted on FR4 PCB measured at  $t < 5$  secs.

# ZLLS400

## TYPICAL CHARACTERISTICS



# ZLLS400

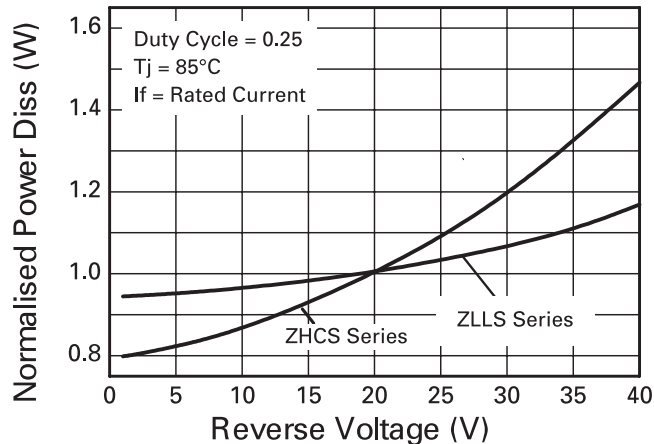
## ELECTRICAL CHARACTERISTICS (at Tamb = 25°C unless otherwise stated)

SCHOTTKY DIODE CHARACTERISTICS						
PARAMETER	SYMBOL	MIN.	TYP.	MAX.	UNIT	CONDITIONS
Reverse breakdown voltage	$V_{(BR)R}$	40			V	$I_R=200\mu A$
Forward voltage	$V_F$		305	360	mV	$I_F=50mA^*$
			335	390	mV	$I_F=100mA^*$
			395	450	mV	$I_F=250mA^*$
			445	500	mV	$I_F=400mA^*$
			550	630	mV	$I_F=750mA^*$
			620	710	mV	$I_F=1A^*$
			710	800	mV	$I_F=1.5A^*$
			405		mV	$I_F=400mA^*, T_a = 100^\circ C$
Reverse current	$I_R$		6	10	$\mu A$	$V_R=30V$
			370		$\mu A$	$V_R=30V, T_a = 85^\circ C$
Diode capacitance	$C_D$		15		pF	$f=1MHz, V_R=30V$
Reverse recovery time	$t_{rr}$		3		ns	Switched from $I_F = 500mA$ to $V_R = 5.5V$ Measured @ $I_R 50mA$ $di/dt = 500mA/ns$ $R_{source} = 6\Omega; R_{load} = 10\Omega$
Reverse recovery charge	$Q_{rr}$		210		pC	

\*Measured under pulsed conditions. Pulse width = 300 $\mu$ S. Duty cycle  $\leq$  2%.

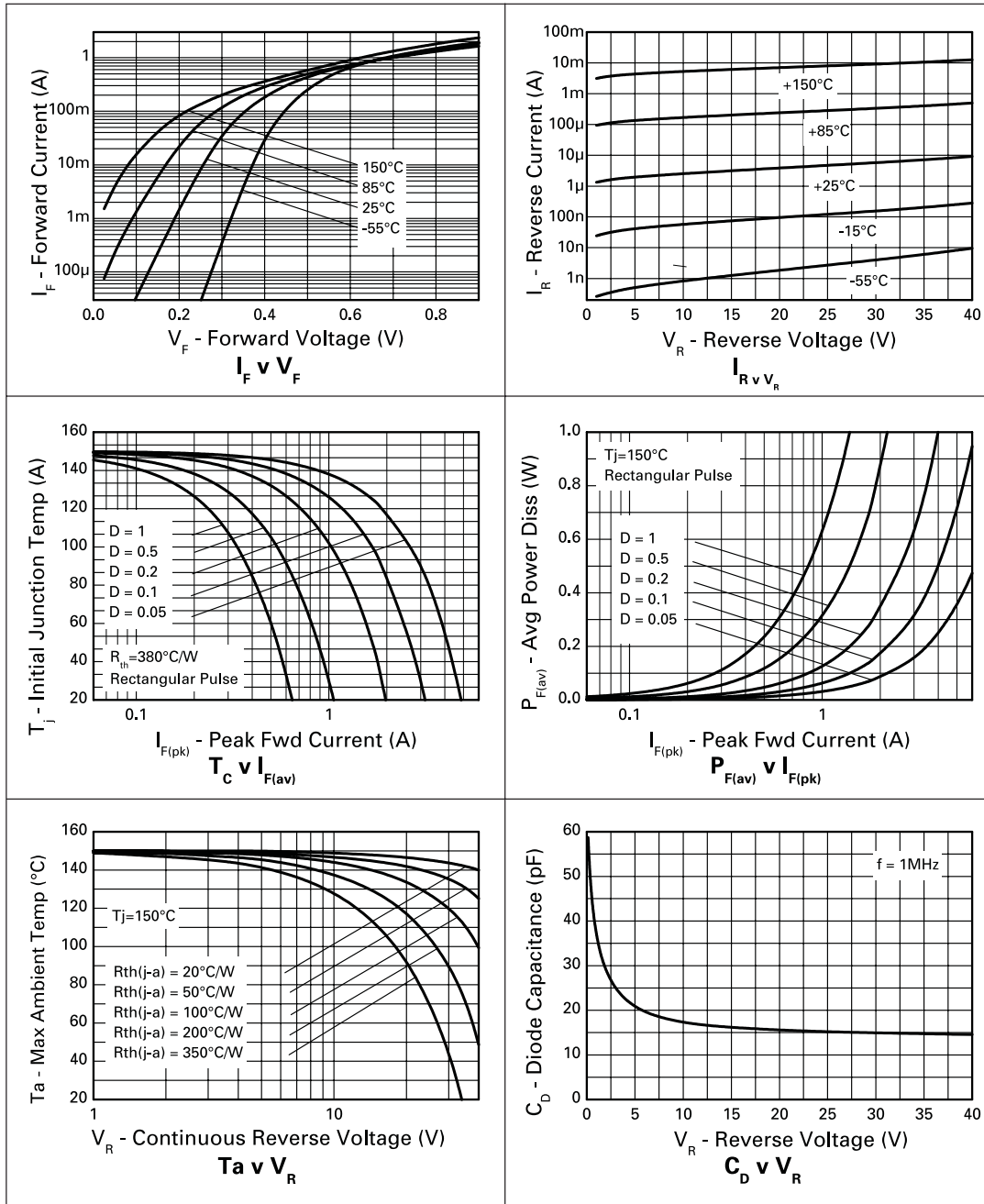
### Operational efficiency chart

The operational efficiency chart indicates the beneficial use of the ZLLS series diodes in applications requiring higher voltage, higher temperature operation. Circuits requiring low voltage low temperature operation will benefit from using Zetex low  $V_F$  ZHCS series diodes.



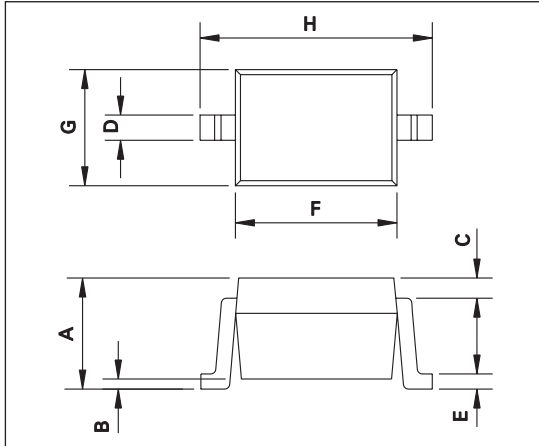
### Operational Efficiency Example

## TYPICAL CHARACTERISTICS

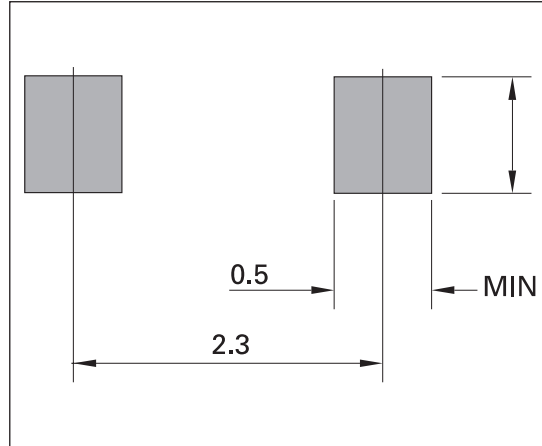


# ZLLS400

## Package Outline



## Pad Layout



## Package Dimensions

DIM	Millimeters		Inches	
	Min.	Max.	Min.	Max.
A	0.91	1.16	0.036	0.046
B	0.0	0.1	0.0	0.004
D	0.33	0.4	0.013	0.016
E	0.127	0.2	0.005	0.008
F	1.52	1.77	0.060	0.070
G	1.11	1.37	0.044	0.054
H	2.46	2.71	0.097	0.107

© Zetex Semiconductors plc 2004

Europe	Americas	Asia Pacific	Corporate Headquarters
Zetex GmbH Streitfeldstraße 19 D-81673 München Germany	Zetex Inc 700 Veterans Memorial Hwy Hauppauge, NY 11788 USA	Zetex (Asia) Ltd 3701-04 Metroplaza Tower 1 Hing Fong Road, Kwai Fong Hong Kong	Zetex Semiconductors plc Lansdowne Road, Chadderton Oldham, OL9 9TY United Kingdom
Telefon: (49) 89 45 49 49 0 Fax: (49) 89 45 49 49 49 <a href="mailto:europa.sales@zetex.com">europa.sales@zetex.com</a>	Telephone: (1) 631 360 2222 Fax: (1) 631 360 8222 <a href="mailto:usa.sales@zetex.com">usa.sales@zetex.com</a>	Telephone: (852) 26100 611 Fax: (852) 24250 494 <a href="mailto:asia.sales@zetex.com">asia.sales@zetex.com</a>	Telephone (44) 161 622 4444 Fax: (44) 161 622 4446 <a href="mailto:hq@zetex.com">hq@zetex.com</a>

These offices are supported by agents and distributors in major countries world-wide.

This publication is issued to provide outline information only which (unless agreed by the Company in writing) may not be used, applied or reproduced for any purpose or form part of any order or contract or be regarded as a representation relating to the products or services concerned. The Company reserves the right to alter without notice the specification, design, price or conditions of supply of any product or service.

For the latest product information, log on to [www.zetex.com](http://www.zetex.com)



ISSUE 5 - JUNE 2004